

# The CBF Church of England Global Equity Fund

## Fund fact sheet – 31 December 2024

### Investment objective

The fund aims to provide income with capital growth over the long term (defined as 5 years). There is no guarantee that the objective of the fund will be achieved over any time period. Capital is at risk.

### Investment policy

The fund will invest at least 90% of its assets, by value, in shares of the CCLA Better World Global Equity Fund. While it is expected that the fund will be fully invested in the CCLA Better World Global Equity Fund, the fund may also hold up to 10% of its assets, by value, in cash. The CCLA Better World Global Equity Fund is an actively managed, diversified portfolio of shares of companies from around the world (known as global equities) managed by CCLA Investment Management Limited. The CCLA Better World Global Equity Fund typically invests in UK and overseas equities but may also invest in other assets. More information on the CCLA Better World Global Equity Fund can be found in the fund's scheme information.

### Who can invest?

Any church trust with objects connected with the work of the Church of England may normally invest in the fund. This can include parochial church councils, benefices and deaneries, bell ringers and Mothers' Union. The fund is available to Church of England schools and educational establishments as well as any other Church of England related organisation. If you are unsure whether you can invest in the fund, please contact Client Services.

### Income

Forecast gross dividend yield 2.38% (see note 1)  
 MSCI™ World Index dividend yield 1.73%

Note 1: Based on the fund's net asset value and an estimated annual dividend for 2024 of 7.64 pence per share.

### Asset allocation at 31 December 2024

As the fund mainly invests in the CCLA Better World Global Equity Fund, the regional asset allocation, sector allocation and top ten holdings reflect those of the CCLA Better World Global Equity Fund (subject to any direct cash holdings the fund has).

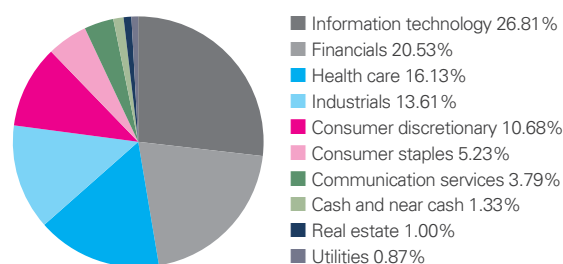
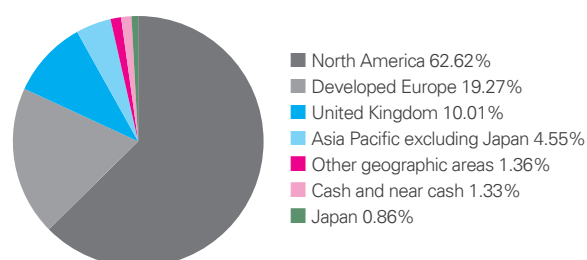
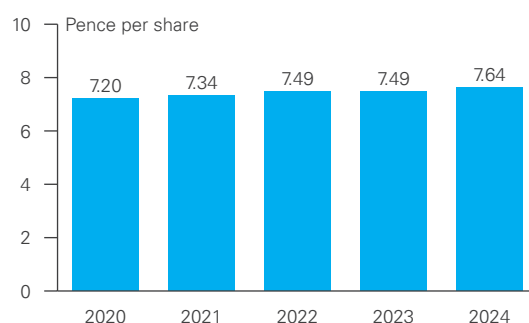
### Sustainability approach

We believe that the primary role of sustainable investment is to drive positive change and this is best achieved by pushing companies to do more to address the major challenges facing us today. The fund is also managed in line with a faith-consistent investment policy, developed by CCLA, to meet shareholders' desire to invest in a way that reflects Christian and Anglican teachings and is grounded in the advice produced by the Church of England's Ethical Investment Advisory Group (EIAG).

We aim to manage our clients' investments in a way that aligns with their values and to do this we consider environmental, social and governance (ESG) factors in our listed equity investment process and go beyond the boundaries of traditional investor engagement to drive change. The FCA has introduced sustainable investment labels to help investors find products that have a specific sustainability goal. This product does not have a UK sustainable investment label because it does not have a sustainability goal.

Read our summary of SDR, the investment labels and our overall approach, found at: [www.ccla.co.uk/sustainability](http://www.ccla.co.uk/sustainability). Fund-level information can be found at [www.ccla.co.uk/funds/cbf-church-england-global-equity-fund](http://www.ccla.co.uk/funds/cbf-church-england-global-equity-fund).

### Past distributions



## Total return performance by year

12 months to 31 December	2020	2021	2022	2023	2024
The CBF Church of England Global Equity Fund	+22.69%	+19.20%	-11.60%	+17.97%	+8.82%
Comparator benchmark	+12.32%	+22.94%	-7.83%	+16.81%	+20.79%

## Annualised total return performance

Performance to 31 December 2024	1 year	3 years	5 years
The CBF Church of England Global Equity Fund	+8.82%	+4.31%	+10.66%
Comparator benchmark	+20.79%	+9.15%	+12.42%

Performance shown after management fees and other expenses, with the gross income reinvested. From 1 January 2016, the comparator benchmark is the MSCI World Index. **Past performance is not a reliable indicator of future results. The fund's investment policy changed from 8 April 2022. This means that performance before then was achieved under circumstances that no longer apply.** Source: CCLA

## Top 10 holdings at 31 December 2024

Microsoft	3.56%	Broadcom	1.79%
Amazon	2.79%	Mastercard	1.77%
Alphabet	2.33%	Chicago Mercantile Exchange	1.72%
Visa	2.19%	S&P Global	1.72%
TSMC	2.00%	Deutsche Boerse	1.72%

## Key facts

Manager	CCLA Investment Management Limited	
Fund size	£256m	
Number of holdings	1	
	<b>Income shares</b>	<b>Accumulation shares</b>
Price	321.54 pence	632.10 pence
Launch date	December 2007	
Share types	Income and accumulation	
Minimum initial investment	£1,000	
Minimum subsequent investment	No minimum	
SEDOL	B29KQ28 (income shares), B29KQ17 (accumulation shares)	
ISIN	GB00B29KQ283 (income shares), GB00B29KQ176 (accumulation shares)	
Dividend payment dates	Last business day of February, May, August, and November	
Annual management charge	0.60% (see note 3)	
Fund management fee (FMF)	0.62% (see note 4)	
PRIPs other ongoing costs	0.65% (see note 5)	

Note 2: Dealing instructions must be received by 9:59am on a dealing day.

Note 3: The annual management charge is taken from capital which may restrict capital growth.

Note 4: The FMF includes the annual management charge and other costs and expenses of operating and administering the fund, such as depositary, custody, audit, and regulatory fees.

Note 5: The packaged retail and insurance-based investment products (PRIPs) other ongoing costs include the FMF and, where relevant, synthetic charges. Synthetic charges are the effect that costs suffered as a result of investment in relevant underlying funds or similar investments have on the fund. The PRIPs other ongoing costs do not include transaction costs. For more information on costs, including transaction costs, please see the fund's key information document.

**Please refer to <https://www.ccla.co.uk/glossary> for explanations of terms used in this communication. If you would like the information in an alternative format or have any queries, please call us on 0800 022 3505 or email us at [clientservices@ccla.co.uk](mailto:clientservices@ccla.co.uk).**

## Risk warning and disclosures

This document is a financial promotion and is for information only. It does not provide financial, investment or other professional advice. To make sure you understand whether our product is suitable for you, please read the key information document and scheme information and consider the risk factors identified in those documents. CCLA strongly recommend you get independent professional advice before investing. Past performance is not a reliable indicator of future results. The value of investments and the income from them may fall as well as rise. You may not get back the amount you originally invested and may lose money. Any forward-looking statements are based on our current opinions, expectations and projections. We may not update or amend these. Actual results could be significantly different than expected. Investment in the fund is only available to charitable trusts with objects connected with the work of the Church of England. The fund is an investment fund, administered as a common fund and is established under the Church Funds Investment Measure 1958 (as amended or replaced from time to time). The fund is not a regulated fund. Issued by CCLA Investment Management Limited (registered in England and Wales, number 2183088, at One Angel Lane, London EC4R 3AB) who is authorised and regulated by the Financial Conduct Authority and is the manager of The CBF Church of England Funds. The trustee, CBF Funds Trustee Limited, is a registered charity (number 1116932) and is registered in England and Wales as a company limited by guarantee (number 5957490). For information about how we collect and use your personal information please see our privacy notice, which is available at <https://www.ccla.co.uk/our-policies/data-protection-privacy-notice>.